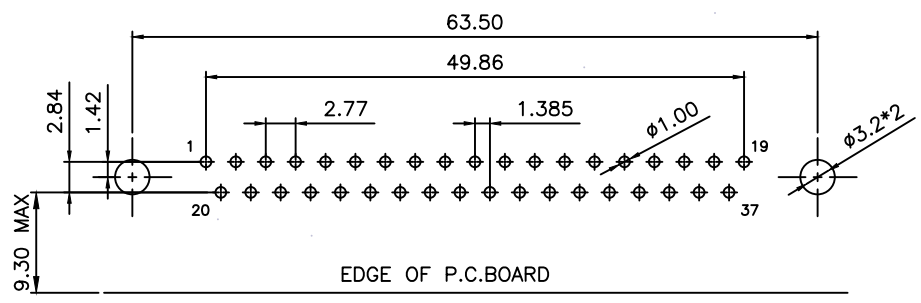
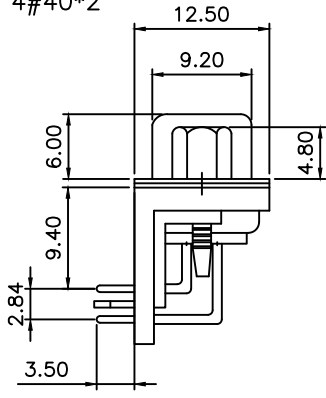
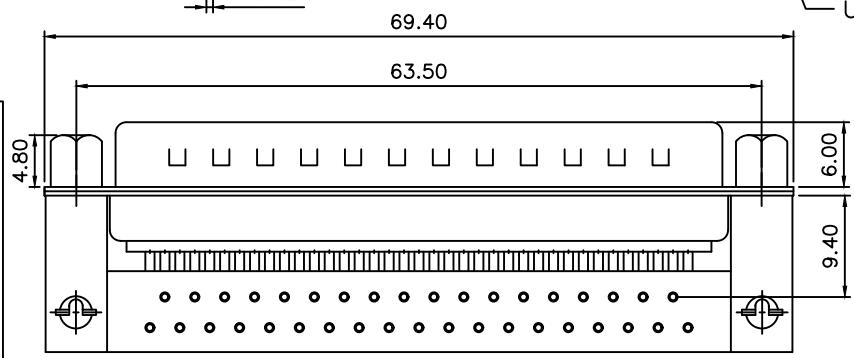
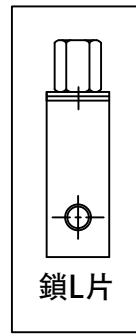


parts no.	DIM. a	DIM. b	inner thread
C	4.8	11.8	4#40
E	5.8	12.0	4#40



RECOMMENDED P.C.B LAYOUT (TOP VIEW)  
TOLERANCES:  $\pm 0.10\text{mm}$

**SPECIFICATION**  
**MATERIAL**  
 Insulator: PBT & GLASS FILL REINFORCED UL-94V-0  
 Contacts: Brass  
 Shell: Steel  
 Rivet, Boardlock: Copper alloy  
**CONTACT PLATING**  
 Gold flash  
**ELECTRICAL**  
 Operation voltage: 250 VAC max.  
 Current rating: 3 Amps max.  
 Contact resistance: 15 mohms max.  
 Insulation resistance: 3000 Mohms min @ 500 VDC  
 Dielectric withstanding voltage: 1000 VAC / minute  
 Operating temperature:  $-55^{\circ}\text{C}$  TO  $+105^{\circ}\text{C}$   
 Part no.

208 A E 37 M G P B B C 1  
 1 2 3 4 5 6 7 8 9 10 11

- SERIES NO.  
208 = D-SUB 9.4mm PCB RIGHT ANGLE MACHINED PIN (D-SUB, 90度PC板型, 車針)
- TYPE: A = Standard
- ENVIRONMENT PROTECTION MATERIA  
E = ROHS環保料件
- CONTACT NUMBER:  
37 = 37 PIN
- CONTACT TYPE:  
M = MALE (公)
- CONTACT AREA PLATING:  
G = Gold Flash(全金G/F)  
R = 3U" Gold(全金3U")  
A = 5U" Gold(全金5U")  
C = 15U" Gold(全金15U")  
D = 30U" Gold(全金30U")
- SHELL PLATING:  
P = TIN+DIMPLE (鍍錫壓花)
- BRACKET OPTION:  
B = PLASTIC/BRACKET (有塑膠腳架)
- RIVET & BOARDLOCK OPTION  
B = FIXED W/BOARDLOCK(直鎖Z片)  
C = FIXED L-SHAPE(直鎖L片)
- PARTS OPTION  
C = FIXED SCREWS 4.8\*11.8mm (鎖4.8\*11.8mm螺絲)  
E = FIXED SCREWS 5.8\*11.8mm (鎖5.8\*11.8mm螺絲)
- INSULATOR COLOR  
1 = WHITE (白色)  
2 = BLUE (藍色)  
3 = BLACK (黑色)

UNLESS OTHERWISE SPECIFIED TOLERANCE	
ANG.	$\pm 5^{\circ}$
0.	$\pm 0.5$
.0	$\pm 0.3$
.00	$\pm 0.2$

亮泰 (中国) 有限公司

SCALE:	AS SHOWN	UNIT:	mm
DRAWN	AVA	DATE	07/10/04
CHECKED	WAN	DATE	07/10/04
APPROVED	CHEN	DATE	07/10/04

DRAWN NAME:  
D-SUB PCB RIGHT ANGLE MACHINED(D-SUB, 90度插板)  
37PIN, MALE(公), 9.4mm車針有塑膠支架, 全金, 直鎖Z片  
 PRODUCT NO. 208AE37MGPBBC1  
 FILE NAME: 208AE37MGPBBC1

REV.	DESCRIPTION	DATE	SIZE	REV.
A	ECN-20040710001(TONY)	07/10/04	A4	A
1				
2				
3				
4				
5				
6				
7				