

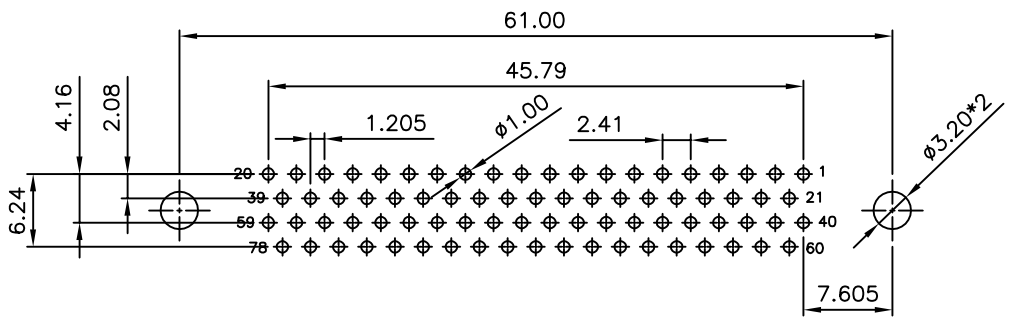

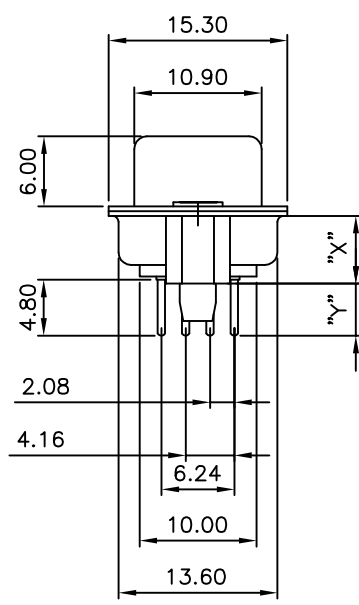
**PARTS DIMENSION TABLE**

parts no.	DIM. a	DIM. b	inner thread
F,G	5.0	10.0	4#40
H,I	4.8	11.8	4#40
J,K	5.8	12.0	4#40

**SPECIFICATION**  
**MATERIAL**  
 Insulator: PBT, rated UL94V-0  
 Contacts: Brass  
 Shell: Steel  
 Rivet, Boardlock: Copper alloy  
**CONTACT PLATING**  
 Contact area: Gold flash  
 Solder tails: 100u" Tin over 40u" Nickel  
**ELECTRICAL**  
 Operation Voltage: 250 VAC max.  
 Current rating: 3 Amps max.  
 Contact resistance: 15 mohms min @ 500 VDC  
 Dielectric withstanding voltage: 1000 VAC / minute  
 Operating temperature: -55°C to +105°C  
 Part no.

104 A E 78 F G I H E A 1  
 1 2 3 4 5 6 7 8 9 10 11

- SERIES NO.  
104 = D-SUB HIGH DENSITY PCB STRAIGHT MACHINED PIN (D-SUB 高密度 180度 PCB 直針)
- TYPE: A = Standard
- ENVIRONMENT PROTECTION  
MATERIAL:  
E = RoHS 環保材料
- CONTACT NUMBER:  
78 = 78 PIN
- CONTACT TYPE:  
F = FEMALE (母)
- CONTACT AREA PLATING:  
G = GOLD FLASH (全金)  
R = 3"u GOLD (全金)  
A = 5"u GOLD (全金)  
C = 15"u GOLD (全金)  
D = 30"u GOLD (全金)
- SHELL PLATING:  
T = TIN (鍍錫)
- PROCESS OPTION: DIM "X" & "Y"  
H = 6.0mm Boardlock rivet (6.0mm 180度(Z) 卯釘)  
FOR 4.80mm (X = 6.00 mm, Y = 4.00mm)  
I = 7.0mm Boardlock rivet (7.0mm 180度(Z) 卯釘)  
FOR 4.80mm (X = 7.00 mm, Y = 3.00mm)
- PARTS OPTION  
E = REAR Rivet (卯後鍍殼, 無附件螺絲)  
F = REAR Rivet+Loose screws (卯後鍍殼, 附5.0\*10.0螺絲)  
H = REAR Rivet+Loose screws (卯後鍍殼, 附4.8\*11.8螺絲)  
J = REAR Rivet+Loose screws (卯後鍍殼, 附5.8\*12.0螺絲)  
G = REAR Rivet+Fixed HEX-screws (卯後鍍殼, 鍍5.0\*10.0螺絲)  
I = REAR Rivet+Fixed HEX-screws (卯後鍍殼, 鍍4.8\*11.8螺絲)  
K = REAR Rivet+Fixed HEX-screws (卯後鍍殼, 鍍5.8\*12.0螺絲)
- CONTACT INSERTING OPTION  
A = Fully loaded (滿針)
- INSULATOR COLOR  
1 = WHITE (白色)  
2 = BLUE (藍色)  
3 = BLACK (黑色)



RECOMMENDED P.C.B LAYOUT (TOP VIEW)  
 TOLERANCES:  $\pm 0.10\text{mm}$

UNLESS OTHERWISE SPECIFIED TOLERANCE	
ANG.	$\pm 5^\circ$
0.	$\pm 0.5$
.0	$\pm 0.3$
.00	$\pm 0.2$

亮泰 (中国) 有限公司  
 Lightany (China) Co., Ltd

SCALE: As show	UNIT: mm
DRAWN AVA	07/07/04
CHECKED JUDY	07/07/04
APPROVED TONY	07/07/04

DRAWN NAME:  
 D-SUB HDD PCB STRAIGHT MACHINED (高密度180度插板  
 直針)  
 78PIN, FEMALE (母), 全金G/F, 6.0mm(Z) 卯釘, 卯後殼  
 PRODUCT NO. 104AE78FGTHEA1  
 FILE NAME: 104AE78FGTHEA1

REV.	DESCRIPTION	DATE	SIZE	REV.
A	ECN-20040707001 (TONY)	07/07/04	A4	A